

# XT - NUMERACY Grade 1

Name: \_\_\_\_\_

Class: \_\_\_\_\_

Subject: Reading graphs

Date: \_\_\_\_\_

Total Marks: 10

Questions 1 to 2 refer to the following graphic




Figure 1: 1IR42.GIF

Question 1: Cloze [1]

Mathematics - LO 5 : AS 6

Tim spent most of his money on (1).

1	
---	--

▸ chips

▸ sweets

▸ ice cream

Question 2: Cloze [1]

Mathematics - LO 5 : AS 6

Amy spent the least money on (1).

1	
---	--

▸ ice cream

▸ sweets

▸ chips

Question 3 refers to the following graphic

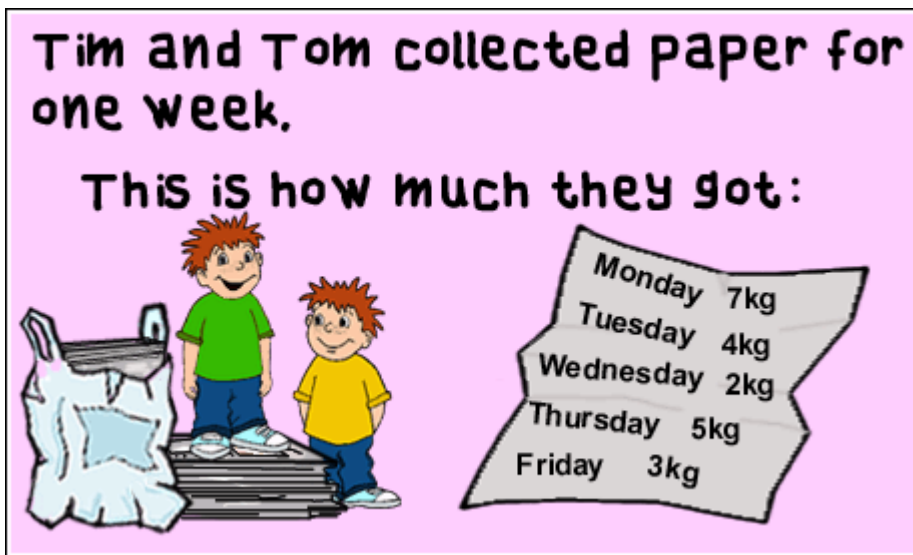


Figure 2: 11R23.GIF

Question 3: Cloze [1]

Mathematics - LO 5 : AS 6

On Tuesday and Thursday they collected (1) kg.

1	
---	--

▶||

▶9

▶7

Questions 4 to 5 refer to the following graphic

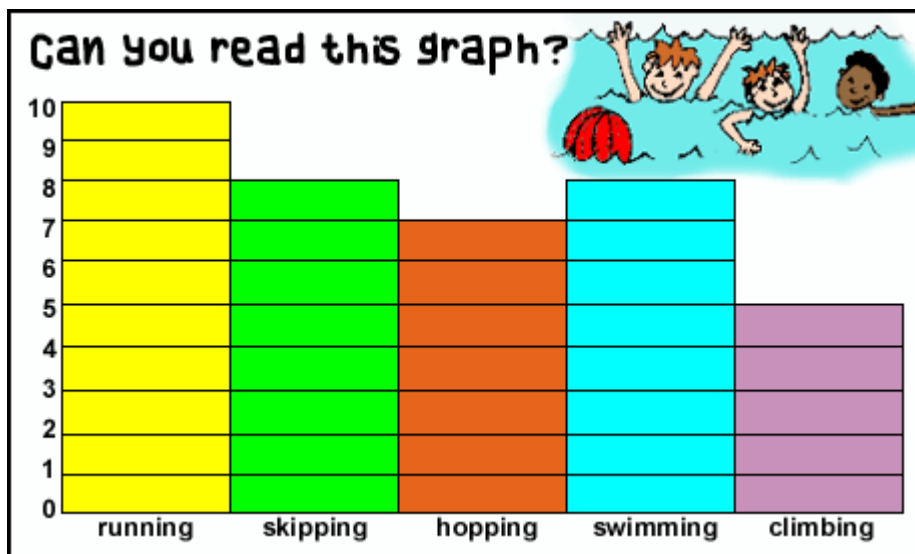


Figure 3: 11R20.GIF

Question 4: Cloze [1]

Mathematics - LO 1 : AS 1; LO 5 : AS 6

The same number of children like skipping and (1).

1	
---	--

▶climbing

▶swimming

▶hopping

The fewest children like (I).

1	
---	--

swimming

climbing

hopping

Questions 6 to 8 refer to the following graphic

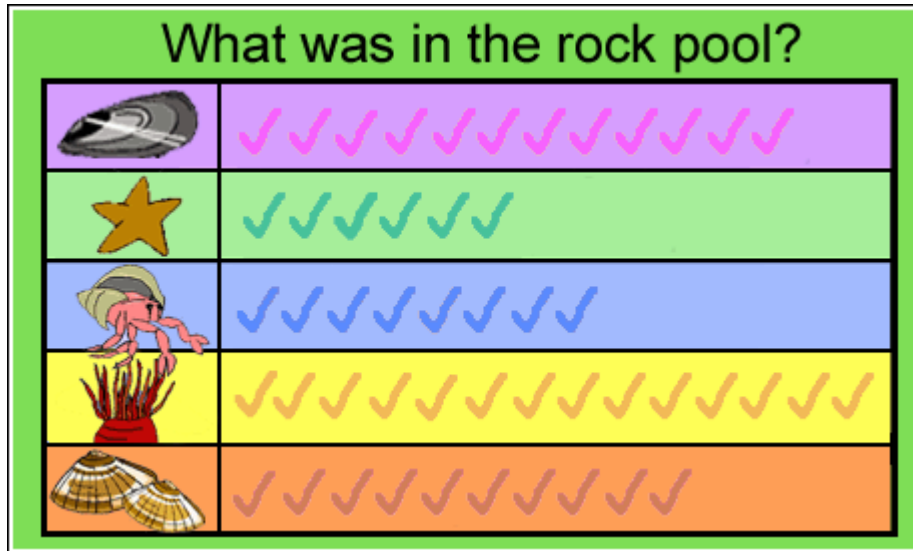


Figure 4: 1MC49.GIF

Question 6: Socrates [1]

Look at the pink row.

There were ... mussels in the rock pool.

Question 7: Socrates [1]

Look at the green row.

There were ... starfish in the rock pool.

Question 8: Socrates [1]

Look at the blue row.

There were ... crabs in the rock pool.

Questions 9 to 10 refer to the following graphic

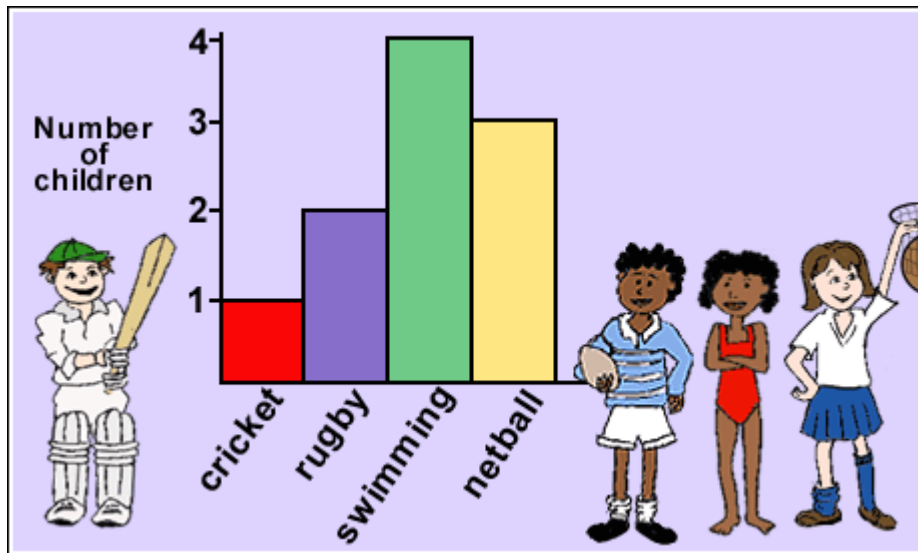


Figure 5: 1RC19.GIF

Question 9: True/False [1]

Mathematics - LO 1 : AS 1; LO 5 : AS 6

Two children like rugby.

TRUE

FALSE

Question 10: True/False [1]

Mathematics - LO 1 : AS 1; LO 5 : AS 6

Three children like netball.

TRUE

FALSE

10 Questions, 4 Pages